

01

CHAPTER I


Continued Improvement in Quality and Efficiency of IP Examination

01 Patent

02 Trademark

03 Geographical Indication

04 Layout Design of Integrated Circuit



01 Patent

1.1 Patent examination

In 2024, the average pendency for invention patent applications was reduced to 15.5 months, achieving the annual target.

The scale of prioritized examination was expanded. In 2024, a total of 218 thousand three types of patent applications were given prioritized examination, including 216 thousand invention patent applications, a year-on-year increase of 57.6%.

1.2 Patent granting

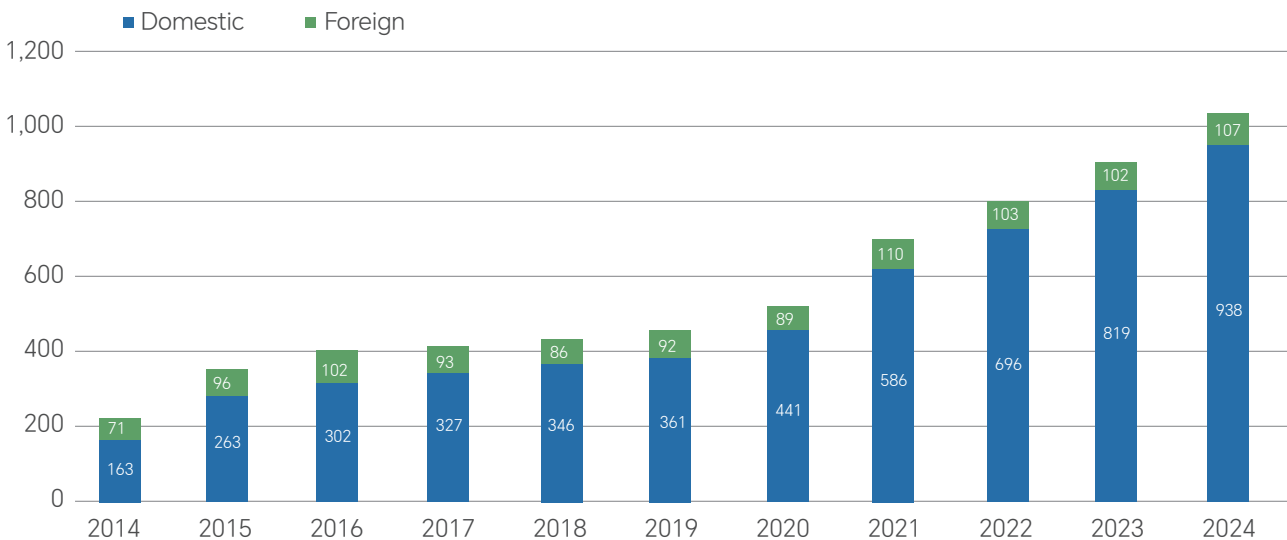
Patents Granted in 2024

(Thousand)



Invention Patents Granted from 2014 to 2024

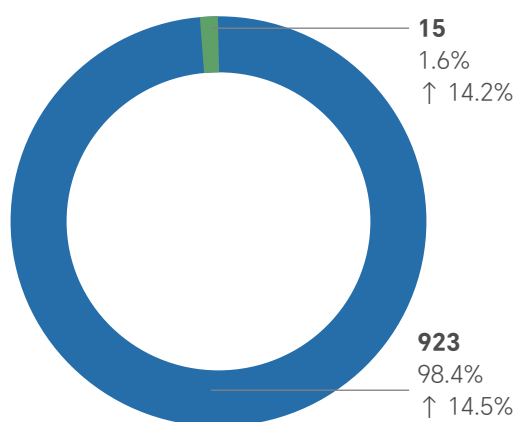
(Thousand)



In 2024, 938 thousand domestic invention patents were granted, accounting for 89.8% of the total.


Service Inventions and Non-Service Inventions in Domestic Invention Patents Granted in 2024

(Thousand)



- Service invention
- Non-Service invention

Top 10 Domestic Enterprises in Terms of Invention Patents Granted in 2024



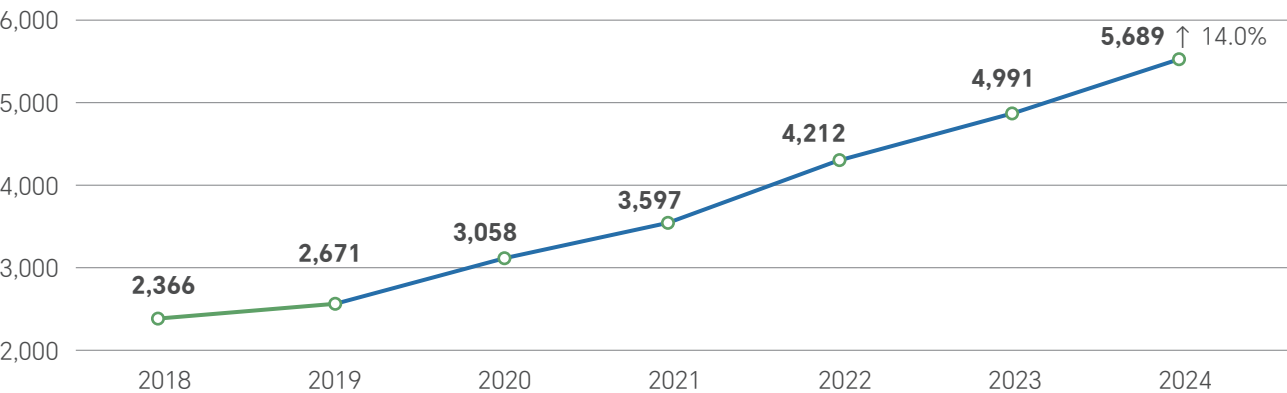
Top 10 Foreign Enterprises in Terms of Invention Patents Granted in 2024



1.3 Valid invention patent

Valid Invention Patents in China as the End of 2024

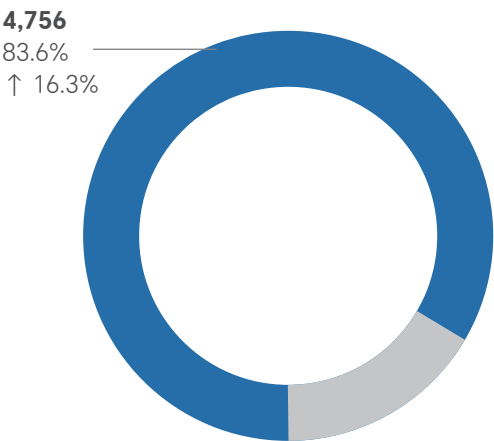
(Thousand)



As of the end of 2024, the total number of invention patents granted and maintained valid in China reached 5,689 thousand, a year-on-year increase of 14.0%.

Valid Domestic Invention Patents as of the End of 2024 (not Including HKSAR, MSAR and Taiwan Province of China)

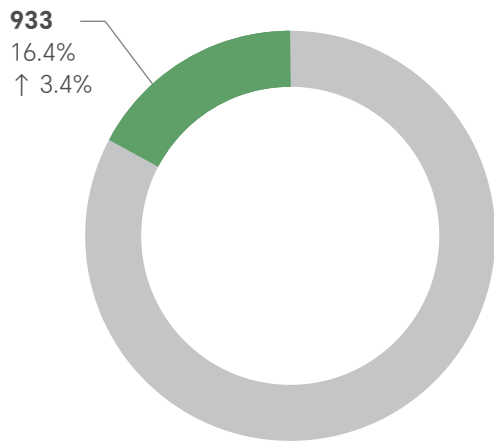
(Thousand)



■ Valid domestic invention patents (not including HKSAR, MSAR and Taiwan Province of China)

Valid Foreign Invention Patents in China as of the End of 2024

(Thousand)



■ Valid foreign invention patents in China

1.4 PCT application

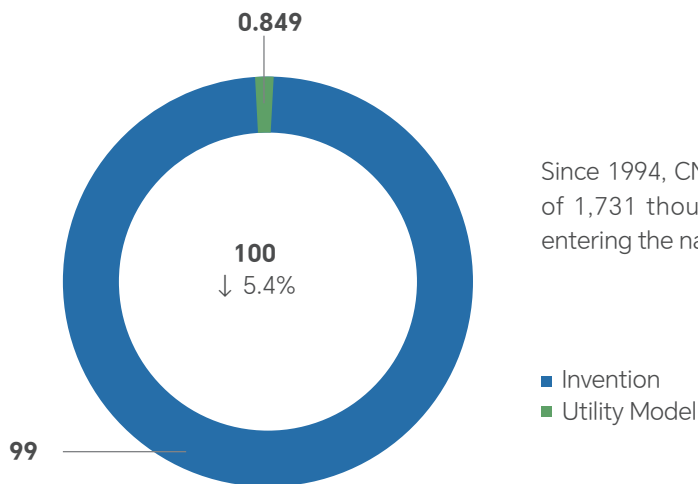
PCT Applications in 2024

(Thousand)



PCT Applications Entering the National Phase in China in 2024

(Thousand)



Top 10 Provinces (Autonomous Regions, and Municipalities) in Terms of PCT Applications Received in 2024

Ranking	Province	Applications
1	Guangdong	23,387
2	Beijing	12,088
3	Shanghai	6,822
4	Jiangsu	6,448
5	Zhejiang	4,452
6	Fujian	3,306
7	Hubei	1,898
8	Shandong	1,729
9	Anhui	1,377
10	Sichuan	854

1.5 Hague application

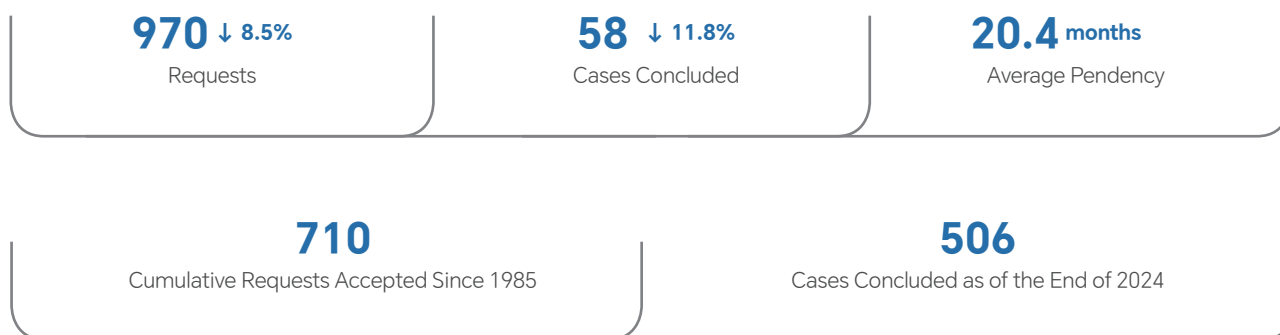
In 2024, Chinese applicants filed 2,223 international design applications under the Hague Agreement. In

2024, a total of 2,470 published international design applications designated China for protection.¹

1.6 Patent reexamination and invalidation

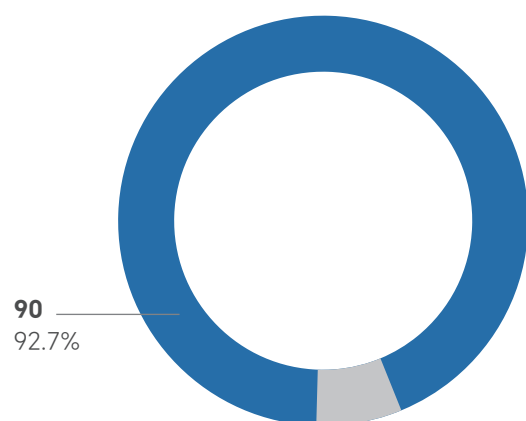
Patent Reexamination in 2024

(Thousand)



Reexamination Requests Accepted in 2024

(Thousand)



90 thousand were reexamination requests against decisions rejecting invention patent applications, accounting for 92.7% of the total number of reexamination requests accepted that year.

- Reexamination requests against decisions rejecting invention patent applications

¹ Data source: WIPO website news "Use of WIPO's Global IP Registries for Patents, Trademarks and Designs Grew in 2024", URL: http://www.wipo.int/pressroom/en/articles/2025/article_0003.html.

Reexamination Requests and Cases Concluded in 2023 and 2024

Type	2023	2024
Patent reexamination requests	106,120	97,141
(1) Invention patent	99,087	90,042
(2) Utility model patent	6,271	5,742
(3) Design patent	762	1,357
Patent reexamination cases concluded	65,413	57,726
(1) Invention patent	58,792	51,870
(2) Utility model patent	6,273	5,398
(3) Design patent	348	458

Patent Invalidation in 2024

9,091 ↑ 4.0%
Requests

9,479 ↑ 23.8%
Cases Concluded

5.9 months
Average Pendency

95 thousand
Cases Concluded as the End of 2024

100 thousand
Cumulative Requests Accepted Since 1985

Invalidation Requests and Cases Concluded in 2023 and 2024

Type	2023	2024
Patent Invalidation requests	8,739	9,091
(1) Invention patent	1,638	1,837
(2) Utility model patent	3,894	3,887
(3) Design patent	3,207	3,367
Patent Invalidation cases concluded	7,656	9,479
(1) Invention patent	1,439	1,882
(2) Utility model patent	3,322	4,080
(3) Design patent	2,895	3,517

Rate of Requests Filed Through the E-Filing System as the End of 2024

97.8%
Reexamination

94.1%
Invalidation

An increasing number of reexamination and invalidation requests were filed through the e-filing system for patent reexamination and invalidation year by year. This provides convenience for the parties and effectively shortens the pendency for case acceptance.

As of the end of 2024, 25 multimedia hearing boards and 35 multimedia collegial panels were established by the Patent Reexamination and Invalidation Department of the Patent Office, CNIPA. A total of 7,270 oral hearings were

conducted throughout the year, including 5,656 offline hearings and 1,614 online hearings. Four circuit courts have been established in Liaoning, Henan, Xinjiang, and Shandong. An Internet-based remote hearing system was set up for the hearing boards in 25 IP protection centers of Beijing, Nanjing, Zhejiang, Pudong District of Shanghai, Zibo, Tianjin, etc., covering offline face-to-face hearings, remote hearings via the Internet, remote hearings with the protection centers, and other hearing modes.

02 Trademark

2.1 Trademark examination

Examination of Trademark Registration in 2024

6,675 thousand
Applications Examined

> 97%
Passing Rate in the Sampling Quality Inspection

4 months
Average Pendency

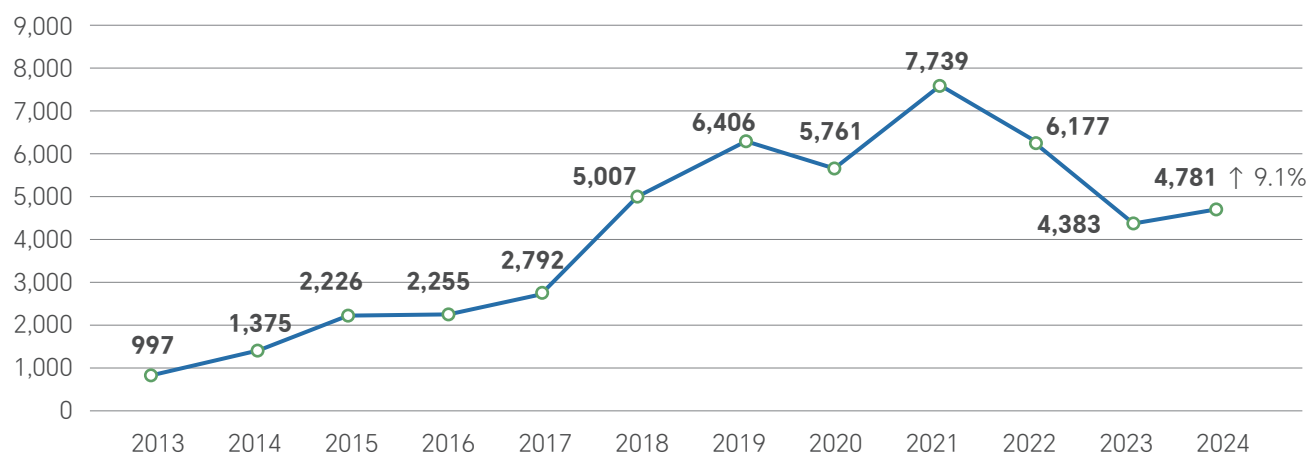
7 months
Pendency Under General Circumstances

The *Measures for Fast-Track Examination of Applications for Trademark Registration* were strictly implemented. In 2024, 515 compliant trademarks were selected for the fast-track examination.

2.2 Trademark registration

Trademark Registration from 2014 to 2024

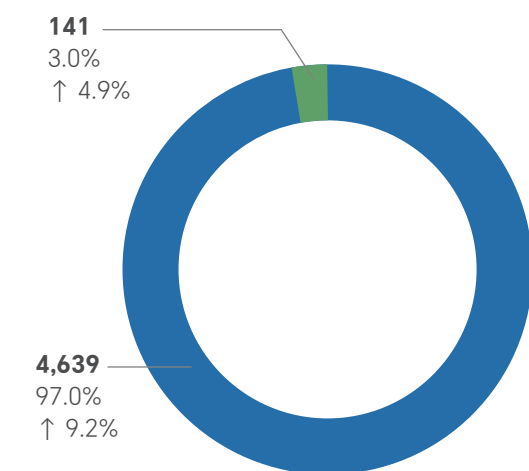
(Thousand)



In 2024, the total number of trademark registrations in China was 4,781 thousand, a year-on-year increase of 9.1%.

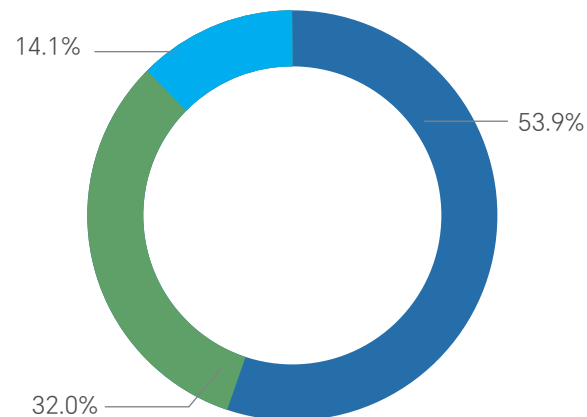
Trademark Registration in 2024

(Thousand)



- Domestic
- Foreign in China

Examination Decisions on Trademark Registration in 2024

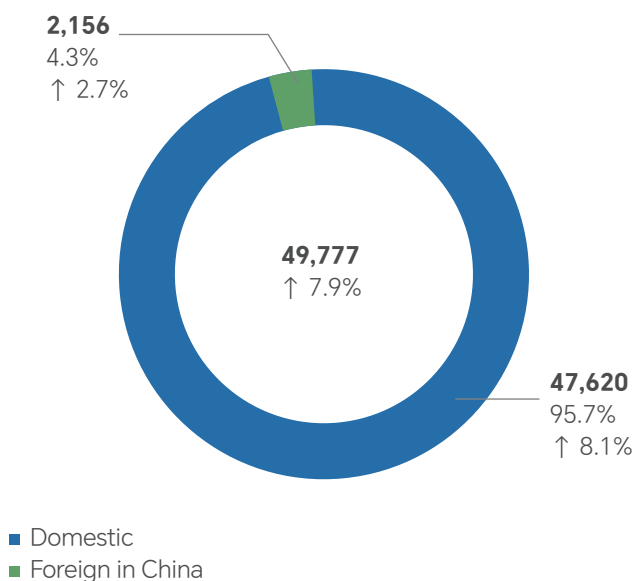


- Preliminary approval
- Partial refusal
- Refusal

2.3 Valid registered trademark

Valid Trademark Registration as of the End of 2024

(Thousand)



2.4 Madrid application

Madrid Applications in 2024

7,039 ↑ 13.6%

3rd in the Madrid Union

Filed by Chinese Applicants

60.8 thousand ↑ 8.0%

Valid Registrations in China as of the End of 2024

99.3% ↑ 0.2%

Online Application Rate

2 months

Average Pendency for Examination of Madrid Applications
Filed by Chinese Applicants

Top 10 Classes of Goods and Services in the Number of Applications for Madrid International Registration of Trademarks by Chinese Applicants In 2024

Ranking	Classes of goods and services
1	Class 9 (scientific instruments, computers, digital storage media, etc.)
2	Class 7 (machines, machine tools, motors, etc.)
3	Class 35 (advertising, business operations, etc.), Class 12 (vehicles, etc.)
4	Class 12 (vehicles, etc.)
5	Class 11 (lighting equipment, microwave ovens, refrigerators, etc.)
6	Class 3 (cosmetics and grooming preparations containing no drugs, etc.)
7	Class 25 (clothing, shoes, hats, etc.), Class 5 (pharmaceuticals, etc.)
8	Class 5 (pharmaceuticals, etc.)
9	Class 10 (surgical and medical instruments and devices, etc.)
10	Class 42 (science and technology services, etc.)

Top 10 Contracting Parties Designated by Chinese Applicants for Madrid International Registration of Trademarks in 2024



In 2024, 20 thousand requests for territorial extension of international registration to China under the Madrid system were filed by foreign applicants (one trademark for multiple classes). The average pendency for examining

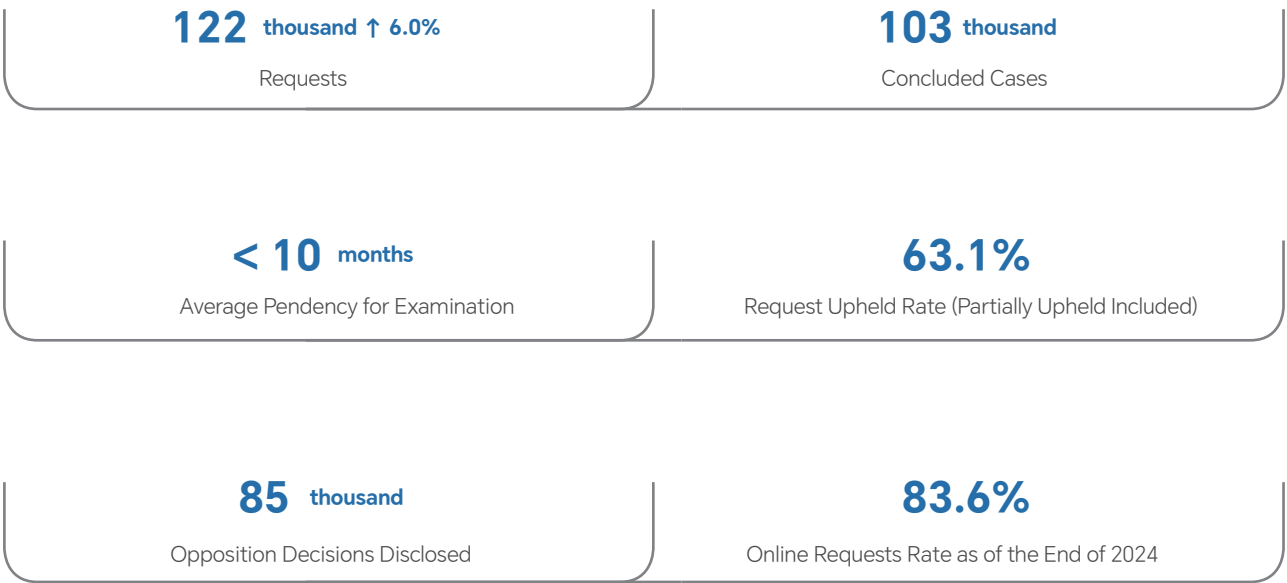
territorial extension requests was stabilized at 4 months. The pendency for examining requests for assignment, change and renewal of international registration was stabilized at 1 month.

Top 5 Classes of Goods and Services in The Number of Applications Where Foreign Applicants Designate China for Madrid International Registration of Trademarks in 2024

Ranking	Classes of goods and services
1	Class 9 (scientific instruments, computers, etc.)
2	Class 42 (science and technology services, industry analysis and research, etc.)
3	Class 35 (advertising, business operations, etc.)
4	Class 25 (clothing, etc.)
5	Class 5 (pharmaceuticals, medical and sanitary preparations, etc.)

2.5 Trademark opposition

Trademark Opposition in 2024

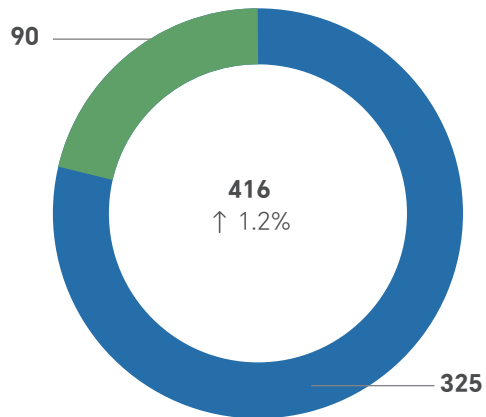


All the trademark opposition decisions were published at the website of the Trademark Office, CNIPA. The e-filing service for trademark opposition requests is fully operational.

2.6 Trademark review and adjudication

Requests for Trademark Review and Adjudication in 2024

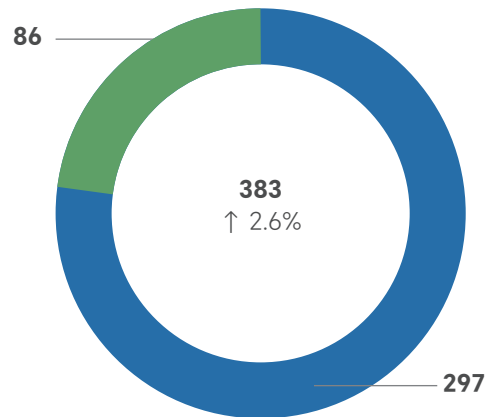
(Thousand)



- Review on rejection
- Complicated cases

Trademark Review and Adjudication Cases Concluded in 2024

(Thousand)



- Review-on-Rejection cases concluded
- Complicated cases concluded

Pendency for Trademark Examination and Trademark Review and Adjudication	Pendency (Month)
Examination of the Applications for Trademark Registration (Average)	4
Trademark Registration Under General Circumstances	7
Examination of Trademark Opposition (Average)	10
Examination of Review-on-Rejection cases (Average)	6.5
Examination of Complicated cases (Average)	10.5

Requests for Trademark Review and Adjudication in 2023 and 2024

Type	2023	2024
Requests for review	410,900	415,748
(1) Review on rejection	312,523	325,342
(2) Complicated cases	98,377	90,406
(a) Invalidation declaration	70,788	69,205
(b) Cancellation of registration	21,393	17,394
(c) Disapproval of registration	6,110	3,739
(d) Others	86	68

Trademark Review and Adjudication Cases Concluded in 2023 and 2024

Type	2023	2024
Reviews concluded	373,379	383,099
(1) Review on rejection	284,400	297,306
(2) Complicated cases	88,979	85,793
(a) Invalidation declaration	68,886	62,348
(b) Cancellation of registration	16,438	18,693
(c) Disapproval of registration	3,603	4,698
(d) Others	52	54